

# Data Sheet

## Connectors

### Multiswitch Series Q

The connectors fit with **Multiswitch series Q**.  
Connectors are available with or without flange.

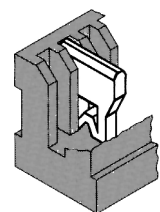
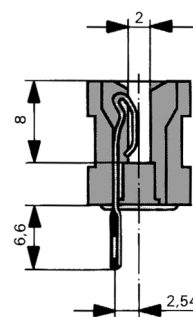
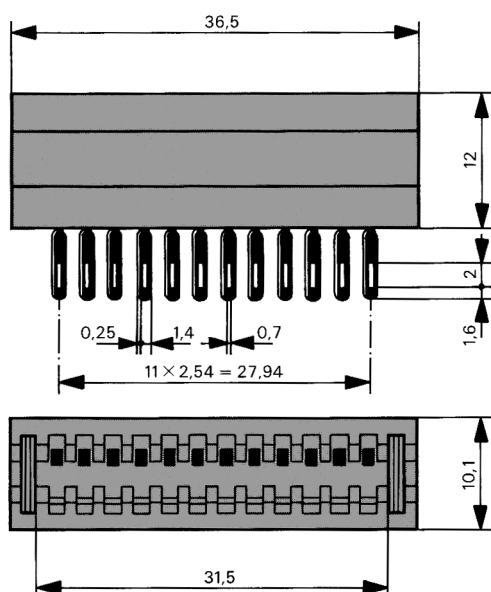


## Technical Data

Number of contacts	12
PCB thickness	1.8 ± 0.1 mm
Pitch spacing	2.54 mm
Max. current per contact	5 ADC / 5 AAC
Max. voltage	42 VDC / 42 VAC
Test voltage	1000 V
Transition resistance	< 15 mΩ
Insulation resistance	10 <sup>5</sup> mΩ
Ambient temperature	-55°...+100 °C
Insertion force	17 N
Extraction force	12 N
Color of housing	green
RoHS compliant	yes

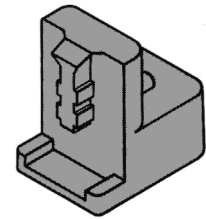
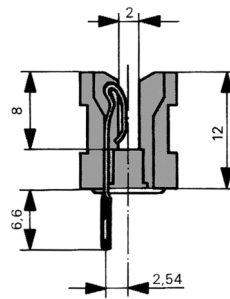
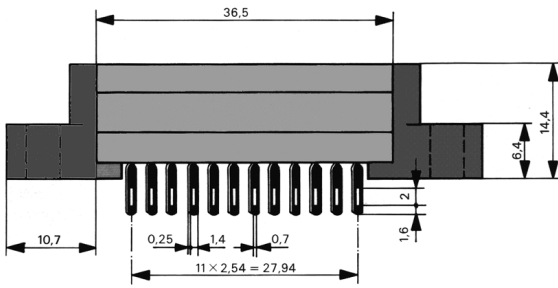
## Dimensions

### Connectors without flange

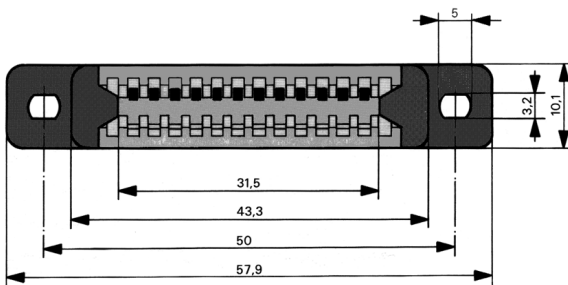


Assembly example of the coding key

**Connectors with flange**



end bracket



**Order Numbers**

**Order numbers**

QS12P  
without flange  
with solder loops

QS12W  
with flange  
with solder loops

**Connector shapes**

