


Data Sheet

Connectors

Multiswitch Series A, B, G and W Codicount Series 900

The connectors fit with **Multiswitch series A, B, G and W** and **Codicount series 900**.

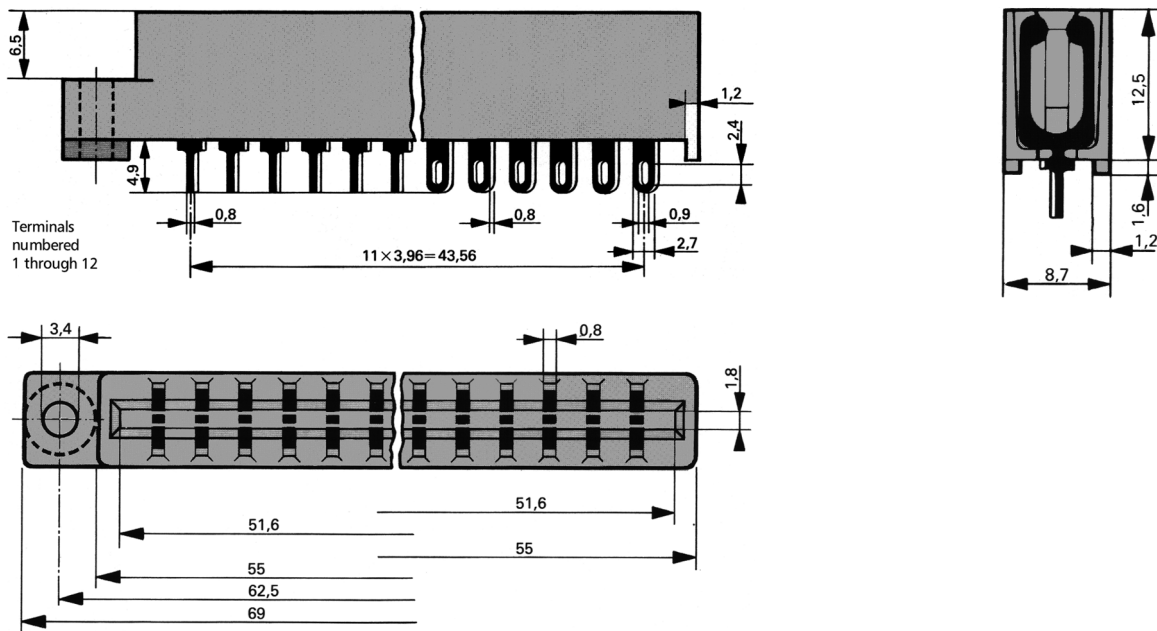
Connectors are available with or without flange and different soldering pins.



Technical Data

Number of contacts	12
PCB thickness	1.6 ± 0.2 mm
Pitch spacing	3.96 mm
Max. current per contact	6 ADC / 6 AAC
Max. voltage	42 VDC / 42 VAC
Test voltage	2000 V
Transition resistance	< 15 mΩ
Insulation resistance	10 ⁶ mΩ
Ambient temperature	-60°...+100 °C
Insertion force	19 N
Extraction force	14 N
Color of housing	white
RoHS compliant	yes

Dimensions

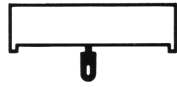


Order Numbers

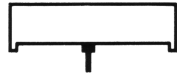
Order numbers

CU 400272
without flange
with solder loops

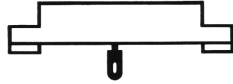
Connector shapes



CU 400273
without flange
with solder pins short



CU 400270
with flange
with solder loops



CU 400271
with flange
with solder pins short

